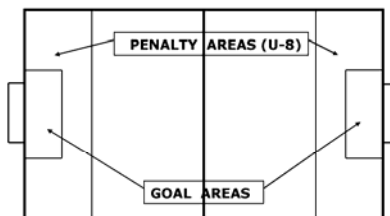


PARENT REFEREE

U6-U7-U8



BACKGROUND

Washington State Youth Soccer Association is mandating some changes to the small-sided games to improve player development. Columbia Youth Soccer Federation has started implementing these changes, so Prairie Soccer is adapting these changes at the club level. Prairie Soccer Club will make the first portion of these changes at the U6-U7 and U-8 levels. For PSC, the home team (first team listed on schedule) will furnish a parent referee.

PARENT REFEREE

The number of teams and games within the club are about to grow in size as smaller-sided, shorter games begin. A shortage of referees means we must draw upon other volunteers within this volunteer organization to make the early development program successful. At least one parent or older sibling from each U6-U7-U8 team must be trained and available to referee these micro matches. The instructions that follow will provide initial instructions for these volunteers.

INSTRUCTIONS

The laws of the game can be simply applied at this early developmental stage. The focus of the game is to allow the players to have fun while learning triangle positioning and developing proper kicking techniques. Even though winning is fun, that is not the goal for these young players. The basic laws for these age groups are listed in the order found within USSF laws, but have incorporated the local modifications for these age groups.

LAW 1: FIELD OF PLAY

The field sizes are:

U-6: 30 X 20 yards;

U-7: 30 X 20 minimum to 35 X 25 yards maximum;

U-8: 30 X 20 minimum to 45 X 30 yards maximum. The fields are marked with a centerline and goal areas.

LAW 2: THE BALL

A number 3 ball is used at this age. Be sure the ball is firm. Games and practice should always be done with a firm ball to learn the feel and touch of the game ball.

LAW 3: THE NUMBER OF PLAYERS

For **U-6** and **U-7**, there should be 3 field players. Please note there is no goalkeeper at U-6 and U-7 anymore. For **U-8**, there will be 4 players, one of which will be uniquely dressed and identified as a goalkeeper. A penny is a good way of setting the goalkeeper apart from the field players.

Substitutions can occur on any stoppage of play with the permission of the parent-referee.

LAW 4: PLAYERS' EQUIPMENT

Players must have shin guards suitable for this age, socks covering the shin guards (don't allow shin guards over socks), shorts, shirts, and shoes. There is no specific requirement for soccer cleats, just shoes. Make sure the players tuck in their shirts. Sweatpants or thermal shorts can be worn, but must be under the shorts.

LAW 5: THE REFEREE

Check players' equipment prior to the beginning of the game. See Law 4 above. Does a coin toss with the visiting team calling heads or tails. The winner of the toss selects the direction they want to go, the loser of the coin toss kicks off. Must have a whistle to start and stop play. No scores are kept at this age, so no "book" or cards are required.

The referee will keep track of time, start and stop play for fouls, injuries, after goals, at the end of the half and end of the game and any other time when it is necessary to interrupt play. The referee will determine when fouls have occurred and whistle a stoppage of play and signal direction by holding their arm at a 45 degree inclination for direction and then continuing their arm upward to vertical once the players know which team has control of the ball. The vertical arm signifies an indirect kick (covered later). The U-6 to U-8 Referee will also aid the players in getting play underway to placing the ball in the proper position when the players are in doubt of what to do next. If any injury occurs, beckons the coach on to the field to treat the player. Usually, it is prudent to have the player substituted. Also, try to limit the player's parents from entering the field to help for less serious injuries. As far as decisions of fact (judgments), the referee's decisions are final. Contact the referee coordinators, Tim Hanson or Pam Murphy with any questions or situations possibly needing PSC attention.

LAW 6: ASSISTANT REFEREE

If you want to involve a spectator as a linesman to judge the ball out of touch, you may.

LAW 7: DURATION OF THE MATCH

U-6 matches are 2 X 18 minutes (or 4 X 9 minute) periods. U-7 matches are 2 X 18 minute halves. U-8 matches are 2 X 22 minute halves.

The halftime should be no more than 5 minutes. For U-6, the other period dividers should not be more than 2 minutes.

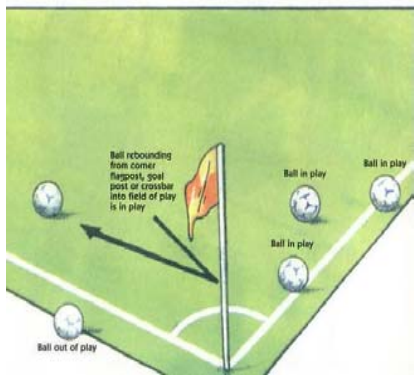
LAW 8: START AND RESTART OF PLAY

Kickoffs require the ball to be touched and move forward. After the first couple weeks, the players usually get this correct. For the first couple weeks, remind them if they

kick the ball backwards by stopping play and making them start correctly. A goal may not be scored directly from a kickoff at this age. Most all other restarts will be an indirect kick with one team awarded the ball at a spot and the other team must be 5 yards from the ball in all directions. If direction is not known, a drop ball is used as the restart. A drop ball must contact the ground before it can be kicked. Once the ball touches the ground, it is live.

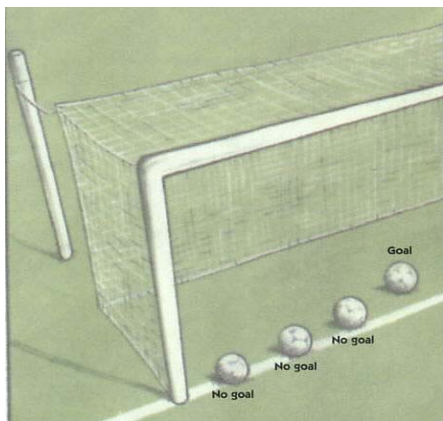
LAW 9: THE BALL IN AND OUT OF PLAY

The entire ball must cross the entire line before it is out. This is different from basketball and football. See illustration.



LAW 10: SCORING

Just like the ball in and of touch, the entire ball must pass the entire line between the goal posts. This can be on the ground or in the air. To signal a goal, blow the whistle and point to the center of the field.



LAW 11: OFFSIDE

Not applicable at this age.

LAW 12: FOULS

All fouls are awarded indirect kicks. That means a ball must be contacted by 2 players before entering the net. That does not mean two players from the same team! The fouls to call are kicking an opponent, tripping, jumping at an opponent, charging an opponent, striking an opponent, slide tackling, spitting, deliberately or intentionally handling the ball (think here: hand to ball, not ball to hand), or playing in a dangerous manner (kicking the ball next to an opponent's face).

For U-8, a goalkeeper cannot handle the ball twice, receive a pass back from the foot of his teammate, or handle the ball out of the goal area. Also, a goalkeeper should not take more than 6 seconds to release the ball back into play by throwing the ball. Use common sense and do not count to 6 seconds; since this a guideline to prevent time wasting, not a child's indecision. Do not allow goalkeepers to punt or dropkick the ball back into play. The ball must be thrown.

LAW 13: FREE KICKS

Most kicks are indirect. The exception is the corner kick. A goal may be scored directly from a corner kick. Whether the kick is a kick-off, indirect kick, goal kick, or a corner kick, all opponents must be at least 5 yard from the ball in all directions. If a foul occurs in the goal area, the ball is moved out from the goal to the goal area line closest to the spot of the foul.

LAW 14: PENALTY KICKS

Not applicable at this age. All kicks are indirect.

LAW 15: THROW-IN

Some teaching will be required. The player must be facing the field. The ball must be held in both hands, lifted over and behind the head, and in one motion delivered forward. Both feet must be on the ground, behind or on the line (not over) when the ball is released. Give the player instructions and a second chance to get it right. After that the ball is awarded to the other team. A goal

may NOT be scored directly from a throw-in. If the ball is thrown in the opponent's net, it is a goal kick; if it is thrown in the thrower's net, it is a corner kick.

LAW 16: GOAL KICK

If the ball goes over the end line and was last touched by an offensive player, a goal kick is awarded. Signal this by pointing to the goal area. The ball must be placed anywhere on or in the goal area. Remember, opponents must be 5 yards away AND not in the goal area.

LAW 17: CORNER KICK

If the ball goes over the end line and was last touched by a defensive player, a corner kick is awarded. To signal a corner kick point to the appropriate corner, which is closest to whichever side the ball was closest when it passed over the end line. Remember, opponents must be 5 yards away from the ball when the kick is taken. A goal may be scored directly from a corner kick.

LAW 18: PSC'S RECOMMENDATION

Keep in mind these are players in training. Have fun, protect the players, and do not allow any parents or coaches to take away attention from the players. Remind any complainers that we are all volunteers and encouraging their children and teammates is their only job on game day. Refereeing can be rewarding as you see players catch on and improve their technical abilities. My challenge to the Parent Referee is do your best, which will help the young players also do their best.

Tim Hanson -Referee Coordinator
tim@poly-cast.com
 (360) 883-1752

Pam Murphy - Referee Assigner
murfj@msn.com
 (360) 566-0454

Revision Date: 2/26/06